



Grade K Reading

Teacher At-Home Activity Packet 2



Children will need the support of an adult or older student to complete these lessons, unless they can read independently.

Although we are providing an Answer Key, we would like to emphasize that it is effort that matters most, and not how many questions a student gets right or wrong. Encourage your student to do the best they can with this content. The most important thing is that they continue to work on their reading!




Flip to see the Grade K
Reading activities
included in this packet!




Grade K Reading Activities

Lesson	Resource	Instructions	Answer Key	Page(s)
1	<p>Ready Reading Skill Overview: Identifying Events</p> <p>i-Ready Passage: "The Special Deer"</p> 	<ul style="list-style-type: none"> • Read "Identifying Events" together. • Next, read "The Special Deer." • Then, guide the child to choose the correct answer to each question. 	<p>Question 1: b Question 2: a Question 3: b Question 4: c Question 5: c Question 6: b</p>	<p>55, 56-65</p>
2	<p>Ready Reading Skill Overview: Identifying Events</p> <p>i-Ready Passage: "Good Luck at the Castle"</p> 	<ul style="list-style-type: none"> • Review "Identifying Events" together. • Next, read "Good Luck at the Castle." • Then, guide the child to choose the correct answer to each question. 	<p>Question 1: c Question 2: b Question 3: c Question 4: b Question 5: a Question 6: a Question 7: c Question 8: b</p>	<p>55, 66-74</p>

Grade K Reading Activities (Cont.)

Lesson	Resource	Instructions	Answer Key	Page(s)
3	<p>Ready Reading Skill Overview: Words and Pictures</p> <p>i-Ready Passage: "The Longest Cave on Earth"</p> 	<ul style="list-style-type: none"> • Read "Words and Pictures" together. • Next, read "The Longest Cave on Earth." • Then, guide the child to choose the correct answer to each question. 	<p>Question 1: a Question 2: b Question 3: b Question 4: c Question 5: a Question 6: c</p>	<p>75, 76–84</p>
4	<p>Ready Reading Skill Overview: Words and Pictures</p> <p>i-Ready Passage: "The Mountain That Blew Its Top"</p> 	<ul style="list-style-type: none"> • Review "Words and Pictures" together. • Next, read "The Mountain That Blew Its Top." • Then, guide the child to choose the correct answer to each question. 	<p>Question 1: a Question 2: c Question 3: c Question 4: b Question 5: a Question 6: b Question 7: a Question 8: c</p>	<p>75, 85–93</p>
5	<p>i-Ready Passage: "The Sweetest Invention Ever"</p> 	<ul style="list-style-type: none"> • Read "The Sweetest Invention Ever" together. 	<p>N/A</p>	<p>94–99</p>

Grade K Reading Activities (Cont.)

Lesson	Resource	Instructions	Answer Key	Page(s)
5	<p data-bbox="256 380 496 411">Draw or Write Page</p> 	<ul style="list-style-type: none">• After you read “The Sweetest Invention Ever” together, have the child write about or draw a picture of something in the passage they find interesting or unusual.	N/A	100