



Grade 1 Reading

Teacher At-Home Activity Packet 2



Children will need the support of an adult or older student to complete these lessons, unless they can read independently.

Although we are providing an Answer Key, we would like to emphasize that it is effort that matters most, and not how many questions a student gets right or wrong. Encourage your student to do the best they can with this content. The most important thing is that they continue to work on their reading!



Flip to see the Grade 1
Reading activities
included in this packet!





Grade 1 Reading Activities

Lesson	Resource	Instructions	Answer Key	Page(s)
1	<p>Ready Reading Skill Overview: Describing Events</p> <p>i-Ready Passage: "The Strangest Nest"</p> 	<ul style="list-style-type: none"> • Read "Describing Events" together. • Next, read "The Strangest Nest." • Then, guide the child to choose the correct answer to each question. 	<p>Question 1: b Question 2: c Question 3: c Question 4: b Question 5: c Question 6: c Question 7: a</p>	<p>58–70</p>
2	<p>Ready Reading Skill Overview: Describing Events</p> <p>i-Ready Passage: "The Animal Rescue Club"</p> 	<ul style="list-style-type: none"> • Review "Describing Events" together. • Next, read "The Animal Rescue Club." • Then, guide the child to choose the correct answer to each question. 	<p>Question 1: a Question 2: a Question 3: b Question 4: b Question 5: a Question 6: a Question 7: c Question 8: b</p>	<p>58, 71–81</p>

Grade 1 Reading Activities (Cont.)

Lesson	Resource	Instructions	Answer Key	Page(s)
3	<p>Ready Reading Skill Overview: Describing Connections i-Ready Passage: "How Coney Island Came Back"</p> 	<ul style="list-style-type: none"> • Read "Describing Connections" together. • Next, read "How Coney Island Came Back." • Then, guide the child to choose the correct answer to each question. 	<p>Question 1: c Question 2: a Question 3: a Question 4: c Question 5: a Question 6: b Question 7: b</p>	82–93
4	<p>Ready Reading Skill Overview: Describing Connections i-Ready Passage: "How Chicago Came Back"</p> 	<ul style="list-style-type: none"> • Review "Describing Connections" together. • Next, read "How Chicago Came Back." • Then, guide the child to choose the correct answer to each question. 	<p>Question 1: c Question 2: a Question 3: c Question 4: a Question 5: a Question 6: b Question 7: c Question 8: b</p>	82, 94–101

Grade 1 Reading Activities (Cont.)

Lesson	Resource	Instructions	Answer Key	Page(s)
5	i-Ready Passage: "Ribbit!" 	<ul style="list-style-type: none"> • Read "Ribbit!" together. 	N/A	102–108
5	Draw or Write Page 	<ul style="list-style-type: none"> • After you read "Ribbit!" together, have the child draw a picture of their favorite part. 	N/A	109