

# HOW TO REGISTER FOR YOUR ONLINE CLASS

[www.okaloosaschools.com](http://www.okaloosaschools.com)

Select **SCHOOLS**, **SCHOOL DIRECTORY**, then **ONLINE SCHOOLS**

## WELCOME TO OKALOOSA ONLINE!

Recognizing that students learn in a myriad of ways, Okaloosa Online promotes the education of each student through the innovation of online learning, equipping students with the knowledge to achieve personal and professional success in the 21st century. Okaloosa Online is a K-12 home-based public school and we offer several different learning platforms to fit your student's needs. The online options are listed below.



GRADES 6-12

This is the main platform used for Okaloosa County students. These courses are taught by Okaloosa County teachers. This is an internet based, fully digital platform. Edgenuity is used for grades 6-12 and is open year round. Please contact the guidance counselor at your school for more information about logging into this platform.



**Click Register Here!**

You will have two choices – select the appropriate category

**1. Already have an account**

- Click and select your class

**2. Need an account?**

- Click and set up an account
- Select your class


**Your counselor will receive an email for approval.**

# ClassLink Quick Guide

## 1. Sign In from School or Home

**SCHOOL** – Log in to any district device with your One Okaloosa ID and click on the ClassLink icon on the desktop. On district iPads, launch the ClassLink icon first, then log in.


**HOME** – Visit Okaloosaschools.com or your school's webpage and click on the ClassLink icon. Enter your One-Okaloosa ID. That's it!



## 3. Profile Settings Support


Change your image or upload your own. Adjust background themes and colors.

Need help? Click on the ? on the toolbar to send an email to Okaloosa staff ready to assist you.




## 2. My Apps Screen

The My Apps Screen is where you can access district resources including online textbooks and web-based programs used by your classes.



## 4. App Library

The library contains over one thousand educational resources. Click the Plus (+) on the top left of the My Apps screen. Click Add on any app to place it on the My Apps screen.



All students and staff have an Office 365 account connected to their district account. This allows access to the full suite of Microsoft products online and the ability to install Office 365 on personal devices.

### • STUDENTS

- Access their Office 365 account through ClassLink. Students may download Office on up to five (5) personal devices.
- Students in Grades 6-12 now have a district email address to be used for educational purposes. The email address is [username@student.okaloosaschools.com](mailto:username@student.okaloosaschools.com), and the password is the same district password used to login to any district device.
- Access email through the Office 365 App in the ClassLink portal.
- These links provide videos on how to install Office 365 and email on your PC, Mac, or mobile device:
  - <https://support.office.com/en-us/article/video-install-office-on-your-pc-or-mac-for-office-365-for-business-b7071ece-237d-4f84-a67d-d8cf1d1f2e60>
  - <https://support.office.com/en-us/article/set-up-office-apps-and-email-on-a-mobile-device-7dabb6cb-0046-40b6-81fe-767e0b1f014f?ui=en-us&rs=en-us&ad=us>