



FLORIDA STATE
UNIVERSITY

What's Next?

John Barnhill
AVP for Enrollment
Management



The Higher Ed Advantage

- Those with bachelor's degrees, no matter the field, earn vastly more than counterparts with some college (\$1.55 million in lifetime earnings) or a high school diploma (\$1.30 million lifetime), indicating that no matter the level of attainment or the field of study, simply earning a four-year degree is often integral to financial success later in life.
- "The payoff from getting a college degree is huge and is actually increasing," says Jamie Merisotis, president and CEO of Lumina Foundation, a nonprofit focused on boosting America's number of college graduates. "For people wondering [if] a college degree [is] worth it: Not only is it worth it, but the premium is growing."



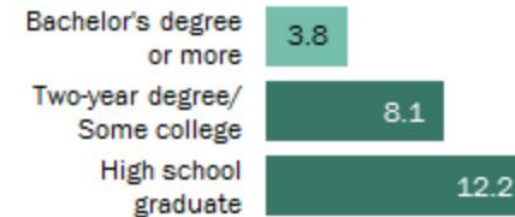
- On virtually every measure of economic well-being and career attainment—from personal earnings to job satisfaction to the share employed full time—young college graduates are outperforming their peers with less education.

Disparity among Millennials Ages 25-32 By Education Level in Terms of Annual Earnings ...

(median among full-time workers, in 2012 dollars)



Unemployment Rate ...



And Share Living in Poverty ...





I started in Admissions at FSU in 1978. The Key requirement at that time was...



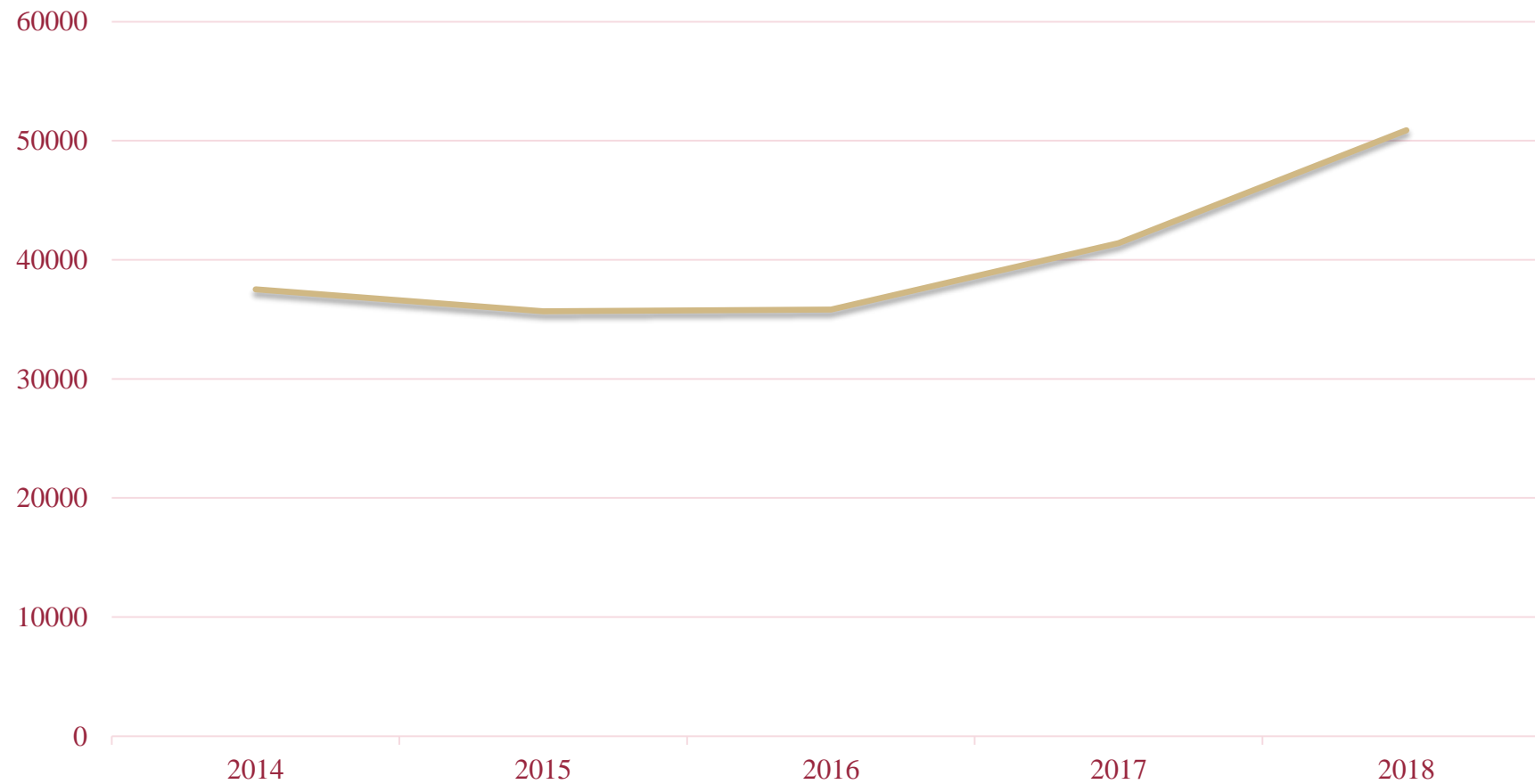


And now the requirements are...





Application Trend





Our agenda for tonight:

- **Class of 2022 Profile**
- **The Admissions Timeline**
- **The Holistic Application Review Process**
- **Seminole Pathway Options**



Class of 2022 Admit Profile

- **Admitted Fall Applicant Profile (Middle 50%)**
 - Academic GPA: 4.1-4.5
 - SAT: 1290-1400 | ACT: 28-32
- **Admitted Summer Applicant Profile (Middle 50%)**
 - Academic GPA: 3.8-4.3
 - SAT: 1210-1310 | ACT: 25-29



Class of 2022 Admit Profile

- 61% earned all A's and B's
- 54% have higher level math, i.e. calculus or higher
- 41% have 4+ years of a foreign language
- 43% non-white
- Top Florida counties: Broward, Dade, Palm Beach
- Top non-Florida states: Georgia, New York, New Jersey
- Top majors: Biology, Business, Engineering



FLORIDA STATE
UNIVERSITY

THE ADMISSIONS TIMELINE

EARLY IS BEST!



2019 admissions cycle:

- November 1 and February 7 deadlines
- SSAR and Self-reported ACT/SAT
- Decisions released: January 31 and March 28
- After admission: register for housing and orientation
- Accepted Student Days all through March and April
- May 1st National Common Reply Date



FLORIDA STATE
UNIVERSITY

Holistic Application Review

More than just GPA and test scores.



Holistic Admission

- “A flexible, individualized way of assessing an applicant’s capabilities by which balanced consideration is given to experiences, attributes, and academic metrics and, when considered in combination, how the individual might contribute value as a student”

Association of American Medical Colleges



Evaluation Factors

- 1. Academic Achievement**
Grades, rigor of curriculum, test scores.
- 2. Extracurricular Activities, Essay, and Resume**
Also includes volunteer work and community service, employment, and special recognitions.
- 3. Environmental Context**
Provides important information about a student's school and neighborhood.
- 4. Life Challenges**
Family instability, economic hardships, medical conditions etc. that have significantly impacted a student's life.



What are we looking for?

Intellectual curiosity

Creativity

Self-discipline

Time management

Tenacity

Grit

Motivation

Leadership

Commitment to Family/others

Unique

Initiative



What are we looking for?

Service to others

Potential of unrealized ability

Multicultural experience

Resilience

Generosity

Empathy

Respect

Civility

Character

Integrity



Transcript Evaluation

AICE, AP, IB **Dual Enroll** Honors Pre Regular Transcript information current as of 2017-10-11.

Year	English	Math	Natural Sciences	Social Sciences	World Language	Other	
2015	HONORS WORLD LITERATURE (0.5) A	ALGEBRA I (0.5) A	BIOLOGY (0.5) A	HONORS WORLD GEOGRAPHY (0.5) A	SPANISH I (0.5) A	HEALTH (0.5) A	
	HONORS WORLD LITERATURE (0.5) A	ALGEBRA I (0.5) A	BIOLOGY (0.5) A	HONORS WORLD GEOGRAPHY (0.5) A	SPANISH I (0.5) A	INTRODUCTION TO EDUCATIONAL TECHNOLOGY (0.5) A	
2016	HONORS BRITISH LITERATURE (0.5) A	GEOMETRY (0.5) A	CHEMISTRY (0.5) A	HONORS MODERN WORLD HISTORY (0.5) A	HONORS SPANISH II (0.5) A	CERAMICS (0.5) A	
	HONORS BRITISH LITERATURE (0.5) A	GEOMETRY (0.5) A	CHEMISTRY (0.5) A	HONORS MODERN WORLD HISTORY (0.5) A	HONORS SPANISH II (0.5) A	CERAMICS (0.5) A	
2017	AP ENGLISH LANGUAGE (0.5) A	ALGEBRA II (0.5) A	PHYSICS (0.5) A	HONORS U.S. HISTORY (0.5) A	HONORS SPANISH III (0.5) A	CERAMICS (0.5) A	
	AP ENGLISH LANGUAGE (0.5) A	ALGEBRA II (0.5) A	PHYSICS (0.5) A	HONORS U.S. HISTORY (0.5) A	HONORS SPANISH III (0.5) A	CERAMICS (0.5) A	
2018	AP ENGLISH LITERATURE (0.5) IP	FUNCTIONS STATISTICS TRIGONOMETRY (0.5) IP	AP BIOLOGY (0.5) IP	HONORS ECONOMICS (0.5) IP	HONORS SPANISH IV (0.5) IP		
	AP ENGLISH LITERATURE (0.5) IP	FUNCTIONS STATISTICS TRIGONOMETRY (0.5) IP	AP BIOLOGY (0.5) IP	HONORS ECONOMICS (0.5) IP	HONORS SPANISH IV (0.5) IP		
Academic Unit Count						Total	
Total Units	4.00	4.00	4.00	4.00	4.00	3.00	23.00
In Prg	1.00	1.00	1.00	1.00	1.00	0.00	5.00

2017-10-11	Total Units Attempted	Total GPA Units	Total Quality Points	GPA
Unweighted	20.0	15.0	60.0	4.00
FSU Core	20.0	15.0	64.5	4.30



Are all GPA's created equal?

Applicant Data		Core Weighted	Core Unweighted	Jr Year Unw	Dual Enrl Unw	English Unw	Math Unw	Nat Sci Unw	Soc Sci Unw	World Lang Unw
Summer	Avg	3.65	3.22	3.36	3.48	3.29	3.06	3.15	3.28	3.32
	25%	3.32	2.97	3.13	3.00	3.00	2.71	2.83	3.00	3.00
	75%	3.99	3.50	3.67	4.00	3.67	3.43	3.50	3.63	3.75
Fall	Avg	3.85	3.41	3.51	3.58	3.46	3.27	3.35	3.45	3.50
	25%	3.50	3.13	3.29	3.29	3.17	2.91	3.00	3.17	3.17
	75%	4.28	3.75	3.85	4.00	3.88	3.75	3.78	3.86	4.00
Combined	Avg	3.80	3.36	3.47	3.55	3.42	3.22	3.30	3.41	3.46
	25%	3.44	3.07	3.22	3.20	3.09	2.86	3.00	3.10	3.00
	75%	4.23	3.71	3.80	4.00	3.83	3.67	3.71	3.80	4.00



General Information

AP Opportunity

Locale: i
City: Small

Free/Reduced Lunch: i
51%

Senior Class Size: i
367

SAT at Colleges Attended: i
1159

Seniors Taking AP: i
41%

Average AP Score: i
1.74

Average AP Exams Taken: i
2.74

Unique Exams Administered: i
20

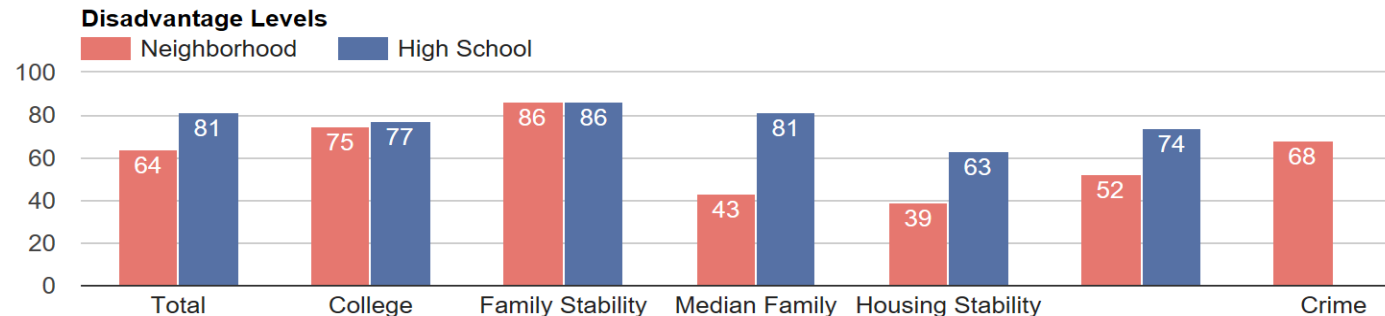
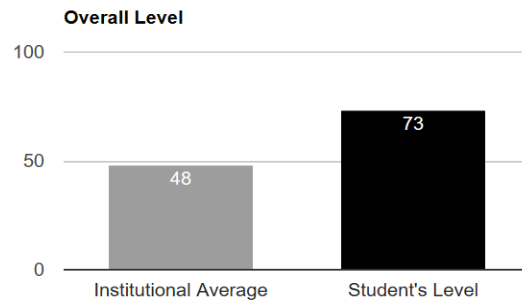
Environmental Context

Scale: Nation

Scale: State i

73 Student's Overall Disadvantage Level i

Above the average for your institution





FLORIDA STATE
UNIVERSITY

There are several pathways to FSU

SEMINOLE PATHWAYS



- FSU Panama City Summer & Fall Pathway
- FSU International Program First Semester Abroad
- FSU International Program First year Abroad
- Spring Transfer



Questions?

- John Barnhill
- Jbarnhill@fsu.edu
- Hege Ferguson
- Hferguson@fsu.edu

Follow Us Online



FSUAdmissions



@VisitFSU



@FSUAdmissions



FSUAdmissions